

Simplifying Pool and Spa Care

POOLRx™

MINERAL TECHNOLOGY

#1 in Preventative Maintenance

Simple

Place unit in pump basket or skimmer. Minerals go to work immediately.



Effective

Improves your salt or regular pool swimming experience.



Guaranteed

Eliminates all types of algae and lasts up to 6 months.



Regular Pools

- 💧 Crystal clear water with less chemicals and less maintenance
- 💧 Reduces chlorine demand 0.5 to 1.0 ppm

Salt Pools

- 💧 Allows you to reduce chlorine production by ±50%
- 💧 PoolRx will descale the salt cell, prolonging the life of the cell

Green to Clear

- 💧 A total green pool to clear in 1/2 the regular time
- 💧 Less harsh chemicals

PoolRx Eliminates and Prevents Algae • Reduces Chlorine Demand • Lasts up to 6 months!
 PoolRx eliminates existing algae fast and prevents algae from coming back. The chelated minerals free up low levels of chlorine to be more productive in the water, providing amazing clarity. The minerals dissolve out the unit completely and immediately to form a stable residual throughout the entire body of water. As the minerals pass over the PoolRx unit during circulation, they are rejuvenated to last longer. The minerals are used up through algae kill, backwashing, splash out and filter cleanings. For longer season, larger pools, extreme conditions or green pools, you can add PoolRx Booster minerals when needed. Replace the PoolRx unit at the beginning of each season for best results. PoolRx is ideal to use with Chlorine, Salt, UV or Ozone systems. Supporting any size body of water, PoolRx is perfect for both Residential and Commercial use.



#101001
Blue Unit
7.5k-20k
gallons



#101066
Black Unit
20k-30k
gallons



#102001
8oz of
Booster
7.5-20k



#101057
Yellow
Spa Unit
100-400
gallons



#101055
Black
Spa Unit
400-1000
gallons











#102003
10 lb Bucket
each 2.5 lb. bag
equal 75k gal.



#101080
Commercial
Unit only
(no minerals)

Sizing:

1. Choose the correct PoolRx Unit/s (and additional Boosters if needed) based on total gallons

Total Gallons	#101001 Blue Unit 7.5-20k	#101066 Black Unit 20-30k	#102001 8oz of Booster 7.5-20k	Total Gallons	#101001 Blue Unit 7.5-20k	#101066 Black Unit 20-30k	#102001 8oz of Booster 7.5-20k	#102003 10 lb bucket each 2.5 lb bag equal 75k gal.	#101080 Commercial Unit only (No minerals)
									
7,500	1			70,000		2	1		
10,000	1			80,000		2	1		
15,000	1			90,000		3			
20,000	1			100,000		3	1		
25,000		1		120,000		3	3		
30,000		1		140,000		3	5		
40,000		1	1	150,000				2	1
50,000		1	1	225,000				3	1
60,000		2		300,000				4	1

Installation:

1. Start with a clean filter.
2. Simply drop the correct size PoolRx Unit/s into the skimmer basket or pump basket.
3. Be sure pump has at least 3 to 4 hours of run time after install, so minerals can dissolve completely.
Commercial: Place unit/s in pump basket/s, pour additional minerals if needed into skimmers.
4. Residential: Do not backwash/clean filter for at least 2 weeks to allow minerals to pass through.
Commercial: Skip one backwash cycle if possible. Backwash based on pressure, not by habit.
5. Leave PoolRx Unit/s in basket for entire year, so minerals can be rejuvenated during circulation.



Place in skimmer



or place in pump basket



Pour in booster minerals if needed

Maintenance:

1. For best results maintain normal pool chemistry, with a lower chlorine residual.
pH = 7.2 - 7.8 / Alkalinity = 80 - 120 / Cyanuric Acid = 10 - 80
*Residential: Free Chlorine minimum ppm (0.5-1.0) - Commercial: Free Chlorine minimum ppm (1.0-5.0).
If you'd like to keep a higher chlorine ppm, you can, with PoolRx it will take you LESS chlorine to reach it.*
2. PoolRx Unit must be replaced at the beginning of every swimming season for best results. The Unit loses its effectiveness in rejuvenating the minerals after 12 months in the water.
3. Booster Minerals should be added if/when needed. You will know it's time to add Booster Minerals based on these three factors:
 1. Time: it's been 6 months since you first installed the PoolRx unit.
 2. Chlorine demand has gone way up.
 3. If you see any hint of algae, you know it's time to add PoolRx Booster Minerals. Typically, minerals will last 4 to 6 months based on bather load and conditions.

Start with a clean filter, then simply pour the contents of the Booster/s into the skimmer or pump basket. Run your pump for at least 3-4 hours so minerals can completely dissolve. Leave empty PoolRx Unit inside skimmer or pump basket so Booster minerals can be rejuvenated during circulation.